



SuperRatings Assessment

Cbus was established in 1984 to service members employed within the building and construction industries, and now allows members from all industries to apply for membership. In 2022, the fund merged with Media Super to create a national industry super fund with enhanced scale and capabilities. Cbus was nominated as a finalist for the 2025 MyChoice Super of the Year and the 2025 Sustainable Fund of the Year awards.

Cbus provides members with access to 6 pre-mixed and 5 DIY options, as well as direct shares, ETFs, managed investments and term deposits through Cbus Self Managed. The Growth (MySuper) option outperformed the relevant SuperRatings Index over the 5, 7, 10- and 15-year periods to 30 June 2024.

Fees are lower than the industry average across all account balances assessed, with the asset-based administration fee capped at \$1,000 per annum. The fund does not charge a switching fee, or a buy-sell spread.

Cbus Super's insurance offering allows eligible members to apply for up to \$5 million of Death cover and up to \$3 million of Total & Permanent Disablement (TPD) cover. Income Protection (IP) with a benefit period of 2 years or 5 years, covering up to 87% of salary, is available following a 30- or 90-day waiting period. Insurance offered by the fund is tailored to members who may work in high-risk occupations, as such, premium comparisons may not be aligned with industry medians.

Cbus provides members with financial advice services and a comprehensive suite of educational tools and calculators. The Cbus mobile app allows members to view their account balance and transactions, change investment options, as well as update their insurance coverage.

A "best value for money" superannuation fund. Well balanced across all key assessment criteria in a robust, secure and proven risk framework. The fund provides features that should assist most individuals to meet their retirement savings goals.

You should contact your financial adviser or this fund before making an investment decision.

Investments

Performance*	●●●●●	80
Process	●●●●●	51-74%

Fees and Charges

Small Account (50K)	●●●●●	110
Medium Account (250K)	●●●●●	75-100%
Large Account (500K)	●●●●●	

Insurance

Death Insurance	●●●●●	80
Death & Disablement	●●●●●	51-74%
Income Protection	●●●●●	

Help and Guidance

Member Education	●●●●●	110
Internally Provided Advice	●●●●●	75-100%
Externally Provided Advice	●●●●●	

Digital and Service

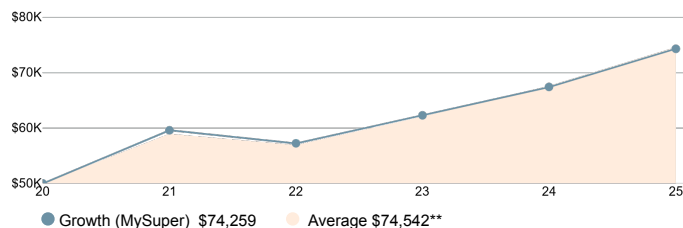
Digital	●●●●●	110
Service	●●●●●	75-100%

Governance

Trustee Structure & Risk	●●●●●	60
		26-50%

* Past performance is not a reliable indicator of future performance

Net Benefit on \$50,000 over 5 years



** The Industry Average measures \$50K invested in the primary rated investment option using actual net returns and fees as per the current PDS. Excludes the cost of insurance.

Typical Fees on \$50K

Type (Based on primary rated option)

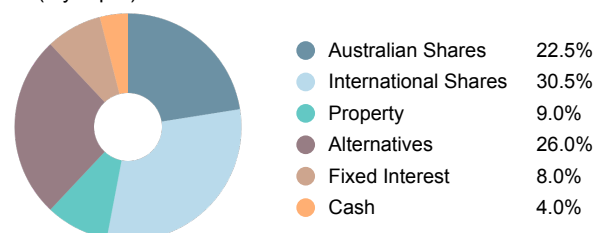
Admin Fee (\$)*	\$52
Admin Fee (%pa)*	0.26%
Investment Fee (%pa)	0.44%
Indirect Cost Ratio (%pa)	-
Transaction Cost (%pa)	0.12%
Switching Fee	-

Fee Comparison	\$50K	\$250K	\$500K
This Fund's Basic Fees	\$462	\$2,102	\$4,152
Average Fees	\$543	\$2,301	\$4,423
Better than Average	✓	✓	✓

*Includes costs paid from reserves. ~Modelled on a small (\$500K) employer size. Discounts for larger employers may be obtainable.

Investment Allocation

Growth (MySuper)



Core Investment Options Available

Diversified Options	Growth Assets
Growth (MySuper)	74%
Conservative Growth	52%
High Growth	90%
Conservative	31%

Single Sector Options

Australian Shares
Overseas Shares
Diversified Fixed Interest
Cash

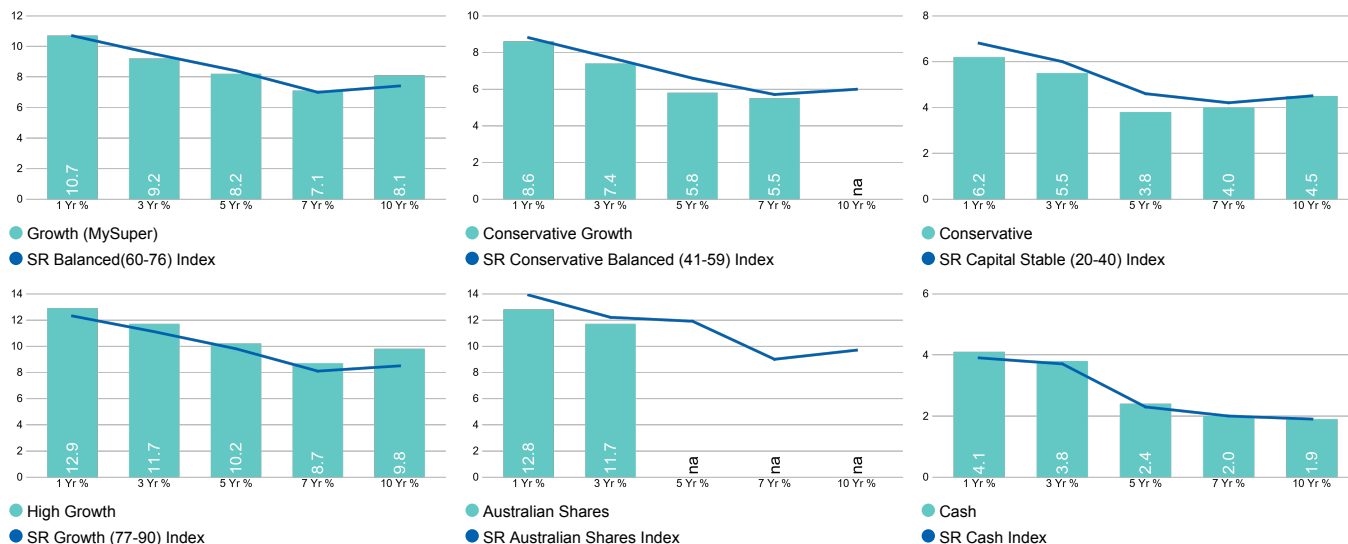
Individual Shares

Yes

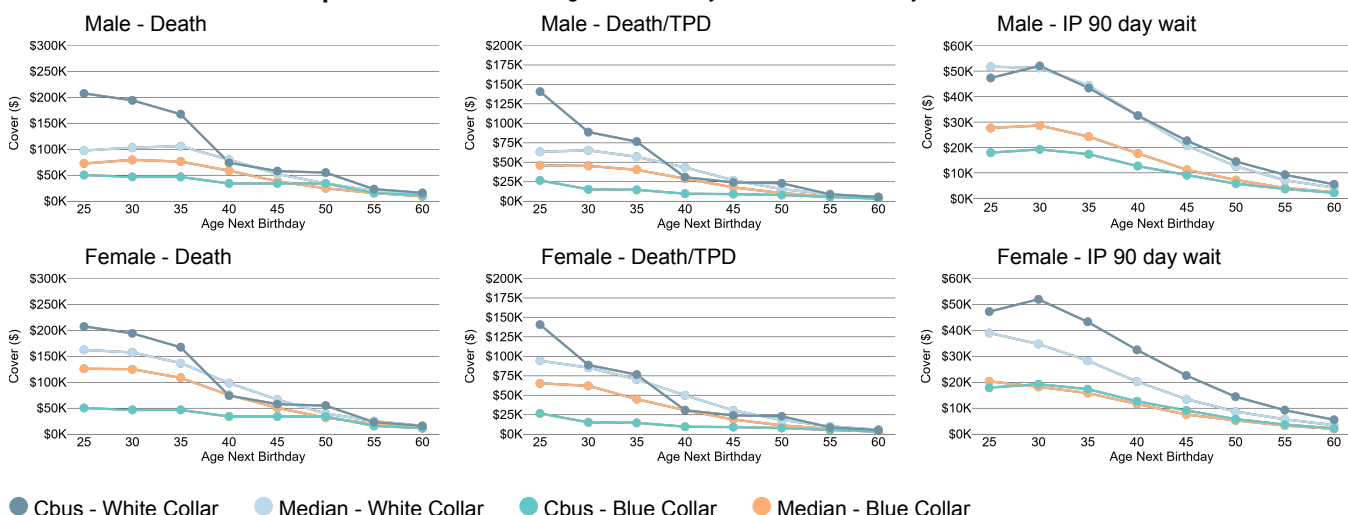
Term Deposits

Yes

Investment Performance - Key Options



Insurance - Cover for \$1 per week - Based on age next birthday, indicative cover only.



Insurance Features

Online Underwriting	Yes
Online Claims Management	No
Insurance Life Event Increases	Yes
Long Term Income Protection	No

Fund Features

Financial Planning	No
Mobile App	Yes
Binding Nominations	Yes
Valuation Process	Daily Crediting Rates

About This Fund

No. of Members	925,168
Fund Size	\$102,339,449,000
Public Offer	Yes
Fund Type	Industry - Public Offer

SuperRatings Assessment Scores Explained

SuperRatings' overall rating of a product is provided by our Platinum, Gold, Silver and Other ratings. The product's assessment across individual components such as investments, insurance and fees is split across quartiles represented by road signs. For instance, "110" denotes the best 25% of performers. **SuperRatings:** 1300 826 395 **Research Analyst:** Kiefer Guy-Lindlar

110

Excellent: Score 75% - 100%
Well Above Benchmark

75-100%

80

Good: Score 51% - 74%
Above Benchmark.

51-74%

60

Average: Score 26% - 50%
Benchmark.

26-50%

40

Below Average: Score below 25%
Below Benchmark.

< 25%

?

UNDER REVIEW

Under Review
Due to recent significant changes, this area is currently under review.

!

ALERT

Alert
In the areas of governance, member servicing, administration, and investment process, the analysis is a qualitative one and the available information has been insufficient to provide a rating. Hence the ALERT symbol.

Issued by SuperRatings Pty Ltd ABN: 95 100 192 283 a Corporate Authorised Representative (CAR) No. 1309956 of Lonsec Research Pty Ltd ABN 11 151 658 561, AFSL No. 421445 (Lonsec Research) which has a commercial relationship with the financial product issuer related to this research. Any expressed or implied rating or advice is limited to General Advice and based solely on consideration of the merits of the financial product(s), without considering any person's particular circumstances. Past performance is not a reliable indicator of future performance. SuperRatings does not warrant the accuracy or completeness of the information in this report nor whether it may have material omissions or misstatements and disclaims all liability, to the extent permitted by law and regulation, in respect of this information. Read the Product Disclosure Statement and seek personal advice before making a decision on the financial product. Any ratings are the property of SuperRatings and must not be reproduced without written permission. © SuperRatings Pty Ltd. All rights reserved.